



## ASSEMBLY INSTRUCTIONS (ROOF RAIL)

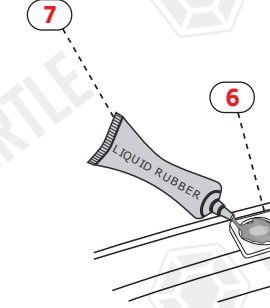
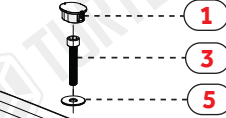
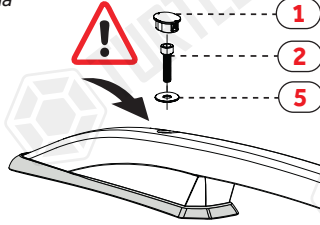
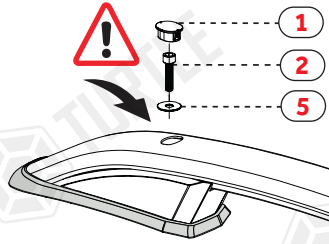
Product Code: MR01045 (Crown)

### DİKKAT!

Aracınızın model yılı 2003-2010 aralığında ise, aracınızın tavanında arka civata bağlantı slotları olmayabilir. Bu durumda, bağlantı yapmadan çitanızın bağlantı slotlarına plastik kapaklarını (5 numaralı parça) takınız.

### ATTENTION!

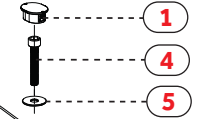
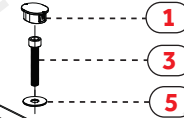
If your vehicle is 2003-2010, there may be no rear holes in the vehicle's roof. So don't use the rear connections. Close the plastic caps (no.5) directly.



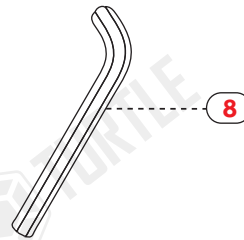
### WVGN CDDY MAXI (2K) VAN 03-

Civata yuvasının etrafına süngerî şekildedeki gibi yapıştırınız. Süngerin ortasındaki boşluğa sıvı contayı bolca sıkınız. Uygulamayı 3dk içerisinde kurumadan tamamlayınız.

Stick the sponge tape around the bolt slot as shown in the figure. Squeeze the liquid rubber in the middle of the sponge as a thick layer. Apply in 3min before silicone dry.



NO	PART DESCRIPTION	QTY
1-	PLASTIC STOPPLE	8
2-	M8x35 INBUS BOLT (5Nm)	2
3-	M8x60 INBUS BOLT (5Nm)	4
4-	M8x55 INBUS BOLT (5Nm)	2
5-	M8 WASHER	8
6-	SPONGE TAPE	8
7-	LIQUID RUBBER	1
8-	6mm ALLEN WRENCH	1



FRONT (ÖN)

MR01045 / Rev.02 / 08.12.2022 (ECE)