



ASSEMBLY INSTRUCTIONS (ROOF RAIL)

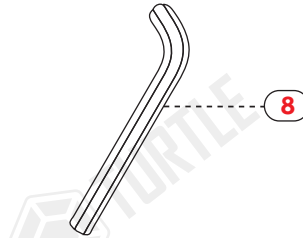
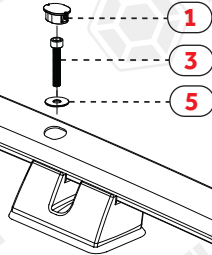
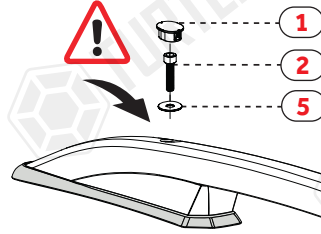
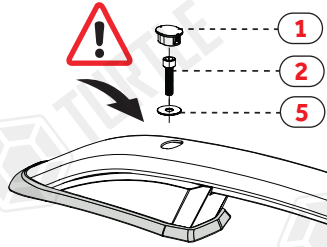
Product Code: MR01044 (Crown)

DİKKAT!

Aracınızın model yılı 2003-2010 aralığında ise, aracınızın tavanında arka civata bağlantı slotları olmayabilir. Bu durumda, bağlantı yapmadan çitanızın bağlantı slotlarına plastik kapaklarını (1 numaralı parça) takınız.

ATTENTION!


If your vehicle is 2003-2010, there may be no rear holes in the vehicle's roof. So don't use the rear connections. Close the plastic caps (no.1) directly.



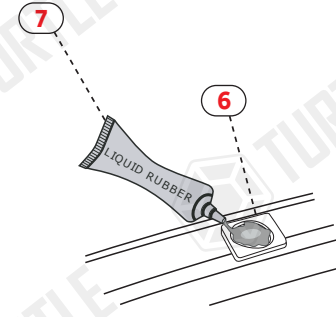
NO	PART DESCRIPTION	QTY
1-	PLASTIC STOPPLE	6
2-	M8x25 INBUS BOLT (5Nm)	2
3-	M8x60 INBUS BOLT (5Nm)	2
4-	M8x45 INBUS BOLT (5Nm)	2
5-	M8 1/2 WASHER	6
6-	SPONGE TAPE	6
7-	LIQUID RUBBER	1
8-	6mm ALLEN WRENCH	1

FIRST TIME INSTALLATION

- * REMOVE PARTS FROM INSIDE THE PACKAGE AND CHECK THEM ALL
- * CONTACT YOUR DEALER IF ANY PART IS MISSING OR DAMAGED
- * USE THE EQUIPMENT SPECIFIED FOR INSTALLATION



VWGN CDDY (2K) VAN 03-

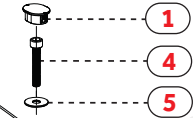


Civata yuvasının etrafına süngerli şekildeki gibi yapıştırınız. Süngerin ortasındaki boşluğa sıvı contayı bolca sıkınız. Uygulamayı 3dk içerisinde kurumadan tamamlayınız.

Stick the sponge tape around the bolt slot as shown in the figure.

Squeeze the liquid rubber in the middle of the sponge as a thick layer.

Apply in 3min before silicone dry.



FRONT (ÖN)